



ASBK.COM.AU f t i y

# Official ASBK Test : Phillip Island : February 2 & 3

## bLU cRU OCEANIA JUNIOR CUP

### Practice 8

Date: 03/02/19  
Event: P29  
Weather: Sunny - Temp: 23.8C  
Track: Dry - Temp: 52.0C


Started at: 14:55:49  
Laps: 15 Min  
Starters: 24  
Printed at: 15:20

### CLASSIFICATION

Pos	No	Name	Machine	Fastest Lap	On Lap	Behind Prev	Behind Leader	Top Speed
1	36	Angus GRENFELL (VIC) / bLU cRU Yamaha / FIM Oceania / Motorcycling Aust.	Yamaha YZF-R15	2:16.298	2 of 6			131
2	21	Carter THOMPSON (NSW) / bLU cRU Yamaha / FIM Oceania / Motorcycling Aust.	Yamaha YZF-R15	2:16.338	7 of 7	.040	.040	130
3	46	Marianos NIKOLIS (NSW) / bLU cRU Yamaha / FIM Oceania / Motorcycling Aust.	Yamaha YZF-R15	2:16.433	7 of 7	.095	.135	133
4	28	Cormac BUCHANAN (NZ) / bLU cRU Yamaha / FIM Oceania / Motorcycling Aust.	Yamaha YZF-R15	2:16.675	7 of 7	.242	.377	126
5	31	Max GIBBONS (QLD) / bLU cRU Yamaha / FIM Oceania / Motorcycling Aust.	Yamaha YZF-R15	2:17.359	7 of 7	.684	1.061	126
6	12	Reece OUGHTRED (VIC) / bLU cRU Yamaha / FIM Oceania / Motorcycling Aust.	Yamaha YZF-R15	2:17.479	7 of 7	.120	1.181	133
7	14	Jacob HATCH (QLD) / bLU cRU Yamaha / FIM Oceania / Motorcycling Aust.	Yamaha YZF-R15	2:17.534	7 of 7	.055	1.236	130
8	39	Glenn NELSON (QLD) / bLU cRU Yamaha / FIM Oceania / Motorcycling Aust.	Yamaha YZF-R15	2:17.585	7 of 7	.051	1.287	125
9	42	Cros FRANCIS (NSW) / bLU cRU Yamaha / FIM Oceania / Motorcycling Aust.	Yamaha YZF-R15	2:17.691	7 of 7	.106	1.393	125
10	59	Tom DRANE (NSW) / bLU cRU Yamaha / FIM Oceania / Motorcycling Aust.	Yamaha YZF-R15	2:18.135	7 of 7	.444	1.837	129
11	69	Archie McDONALD (NSW) / bLU cRU Yamaha / FIM Oceania / Motorcycling Aust.	Yamaha YZF-R15	2:18.539	5 of 7	.404	2.241	131
12	58	Lucas QUINN (QLD) / bLU cRU Yamaha / FIM Oceania / Motorcycling Aust.	Yamaha YZF-R15	2:18.767	5 of 7	.228	2.469	129
13	17	Hunter DIPLOCK (NSW) / bLU cRU Yamaha / FIM Oceania / Motorcycling Aust.	Yamaha YZF-R15	2:18.879	7 of 7	.112	2.581	125
14	32	Jai RUSSO (NSW) / bLU cRU Yamaha / FIM Oceania / Motorcycling Aust.	Yamaha YZF-R15	2:19.411	4 of 7	.532	3.113	128
15	53	Alex KENWORTHY-JONES (NSW) / bLU cRU Yamaha / FIM Oceania / Motorcycling Aust.	Yamaha YZF-R15	2:20.341	7 of 7	.930	4.043	131
16	15	Zak PETTENDY (NSW) / bLU cRU Yamaha / FIM Oceania / Motorcycling Aust.	Yamaha YZF-R15	2:20.480	6 of 7	.139	4.182	129
17	24	Jamie PORT (VIC) / bLU cRU Yamaha / FIM Oceania / Motorcycling Aust.	Yamaha YZF-R15	2:20.680	6 of 7	.200	4.382	130
18	18	Tom CONNORS (NSW) / bLU cRU Yamaha / FIM Oceania / Motorcycling Aust.	Yamaha YZF-R15	2:21.324	7 of 7	.644	5.026	129
19	26	Dominic FLETCHER (NSW) / bLU cRU Yamaha / FIM Oceania / Motorcycling Aust.	Yamaha YZF-R15	2:26.013	4 of 7	4.689	9.715	124


*Scott Laing*  
Chief Time Keeper - Scott Laing

Clerk of Course - Simon Maas



Computime Race Timing Systems Pty Ltd © 1996  
Licensed to Computime Race Timing Systems  
[www.computime.com.au](http://www.computime.com.au)

COMPUTIME RACE TIMING SYSTEMS PTY LTD





ASBK.COM.AU f t i y

# Official ASBK Test : Phillip Island : February 2 & 3

## bLU cRU OCEANIA JUNIOR CUP

### Practice 8

Date: 03/02/19  
Event: P29  
Weather: Sunny - Temp: 23.8C  
Track: Dry - Temp: 52.0C

Started at: 14:55:49  
Laps: 15 Min  
Starters: 24  
Printed at: 15:20


### CLASSIFICATION

Pos	No	Name	Machine	Fastest Lap	On Lap	Behind Prev	Behind Leader	Top Speed
20	55	Varis FLEMING (VIC) / bLU cRU Yamaha / FIM Oceania / Motorcycling Aust.	Yamaha YZF-R15	2:26.625	4 of 6	.612	10.327	126
21	37	Patrick BOGNAR (VIC) / bLU cRU Yamaha / FIM Oceania / Motorcycling Aust.	Yamaha YZF-R15	2:28.487	4 of 6	1.862	12.189	123
22	27	Toby JAMES (VIC) / bLU cRU Yamaha / FIM Oceania / Motorcycling Aust.	Yamaha YZF-R15	2:28.499	4 of 5	.012	12.201	126
23	22	Lincoln KNIGHT (NSW) / bLU cRU Yamaha / FIM Oceania / Motorcycling Aust.	Yamaha YZF-R15	2:30.053	6 of 6	1.554	13.755	128
24	44	Pyper KENT (WA) / bLU cRU Yamaha / FIM Oceania / Motorcycling Aust.	Yamaha YZF-R15	2:40.984	6 of 6	10.931	24.686	118

Current best lap for OJC class - 2:14.735 by Max GIBBONS (QLD) on a Yamaha YZF-R15 set on 03/02/19


*Scott Laing*  
Chief Time Keeper - Scott Laing

.....  
Clerk of Course - Simon Maas



Computime Race Timing Systems Pty Ltd © 1996  
Licensed to Computime Race Timing Systems  
[www.computime.com.au](http://www.computime.com.au)

COMPUTIME RACE TIMING SYSTEMS PTY LTD





ASBK.COM.AU f t i y

# Official ASBK Test : Phillip Island : February 2 & 3

## bLU cRU OCEANIA JUNIOR CUP

### Practice 8

Date: 03/02/19  
Event: P29  
Weather: Sunny - Temp: 23.8C  
Track: Dry - Temp: 52.0C


Started at: 14:55:49  
Laps: 15 Min  
Starters: 24  
Printed at: 15:20

### LAP TIMES

No	Name	Lap 1	Lap 2	Lap 3	Lap 4	Lap 5	Lap 6	Lap 7
12	Reece OUGHTRED (VIC)	2:29.352	2:19.287	2:18.290	2:18.438	2:20.103	2:18.845	<b>2:17.479</b>
14	Jacob HATCH (QLD)	2:32.578	2:18.436	2:19.548	2:18.689	2:19.902	2:18.786	<b>2:17.534</b>
15	Zak PETTENDY (NSW)	2:34.372	2:22.890	2:22.210	2:22.507	2:21.175	<b>2:20.480</b>	2:20.819
17	Hunter DIPLOCK (NSW)	2:34.423	2:19.802	2:19.939	2:19.429	2:20.060	2:21.778	<b>2:18.879</b>
18	Tom CONNORS (NSW)	2:44.405	2:26.383	2:24.405	2:22.779	2:24.598	2:24.807	<b>2:21.324</b>
21	Carter THOMPSON (NSW)	2:39.205	2:21.861	2:20.529	2:18.339	2:17.389	2:17.732	<b>2:16.338</b>
22	Lincoln KNIGHT (NSW)	2:44.126	2:32.660	2:33.062	2:32.248	2:31.380	<b>2:30.053</b>	
24	Jamie PORT (VIC)	2:34.166	2:22.246	2:21.559	2:21.821	2:21.563	<b>2:20.680</b>	2:21.838
26	Dominic FLETCHER (NSW)	2:37.380	2:26.596	2:26.109	<b>2:26.013</b>	2:26.524	2:27.904	2:35.718
27	Toby JAMES (VIC)	2:50.344	2:30.382	2:29.596	<b>2:28.499</b>	2:31.464		
28	Cormac BUCHANAN (NZ)	2:33.770	2:19.662	2:20.316	2:17.974	2:17.316	2:17.725	<b>2:16.675</b>
31	Max GIBBONS (QLD)	2:28.617	2:20.025	2:18.610	2:19.431	2:19.022	2:19.948	<b>2:17.359</b>
32	Jai RUSSO (NSW)	2:38.181	2:21.408	2:20.386	<b>2:19.411</b>	2:19.578	2:20.667	2:20.775
36	Angus GRENFELL (VIC)	2:25.725	<b>2:16.298</b>	2:16.655	2:16.837	2:16.550	2:16.870	
37	Patrick BOGNAR (VIC)	2:50.230	2:31.678	2:29.437	<b>2:28.487</b>	2:30.872	2:28.850	
39	Glenn NELSON (QLD)	2:28.803	2:19.941	2:18.797	2:19.329	2:19.161	2:19.562	<b>2:17.585</b>
42	Cros FRANCIS (NSW)	2:30.155	2:19.727	2:18.881	2:19.302	2:19.116	2:19.657	<b>2:17.691</b>
44	Pyper KENT (WA)	2:58.025	2:50.888	2:51.048	2:44.944	2:42.613	<b>2:40.984</b>	
46	Marianos NIKOLIS (NSW)	2:35.069	2:21.439	2:22.543	2:18.350	2:17.178	2:17.799	<b>2:16.433</b>
53	Alex KENWORTHY-JONES (NSW)	2:44.599	2:26.354	2:22.899	2:23.142	2:22.023	2:22.069	<b>2:20.341</b>
55	Varis FLEMING (VIC)	2:40.178	2:26.888	2:27.161	<b>2:26.625</b>	2:27.888	2:29.101	
58	Lucas QUINN (QLD)	2:35.973	2:22.116	2:29.783	2:20.718	<b>2:18.767</b>	2:21.335	2:21.261
59	Tom DRANE (NSW)	2:36.225	2:21.084	2:19.789	2:19.615	2:21.416	2:34.241	<b>2:18.135</b>
69	Archie McDONALD (NSW)	2:38.282	2:21.533	2:18.926	2:19.304	<b>2:18.539</b>	2:20.960	2:21.108

*Scott Laing*  
Chief Time Keeper - Scott Laing

.....  
Clerk of Course - Simon Maas



Computime Race Timing Systems Pty Ltd © 1996  
Licensed to Computime Race Timing Systems

[www.computime.com.au](http://www.computime.com.au)

COMPUTIME RACE TIMING SYSTEMS PTY LTD



ASBK.COM.AU f t i y

# Official ASBK Test : Phillip Island : February 2 & 3

## bLU cRU OCEANIA JUNIOR CUP

### Practice 8

Date: 03/02/19  
Event: P29  
Weather: Sunny - Temp: 23.8C  
Track: Dry - Temp: 52.0C


Started at: 14:55:49  
Laps: 15 Min  
Starters: 24  
Printed at: 15:20

### SPLIT TIMES

Lap	Split 1	Split 2	Split 3	Split 4	Lap Time	Spd	Lap	Split 1	Split 2	Split 3	Split 4	Lap Time	Spd
<b>12 Reece OUGHTRED (VIC) (6th)</b>							<b>18 Tom CONNORS (NSW) (18th)</b>						
1	42.534	40.385	26.803	39.630	2:29.352 P		1	50.400	43.724	28.081	42.200	2:44.405 P	
2	35.160	39.082	26.252	38.793	2:19.287	127	2	36.598	41.154	27.565	41.066	2:26.383	122
3	<b>34.327</b>	38.508	26.251	39.204	2:18.290	128	3	36.549	40.073	27.088	40.695	2:24.405	123
4	34.953	38.517	26.337	38.631	2:18.438	127	4	35.393	39.842	<b>26.877</b>	40.667	2:22.779	126
5	35.597	39.183	25.755	39.568	2:20.103	122	5	36.141	40.746	27.217	40.494	2:24.598	122
6	34.796	38.821	25.892	39.336	2:18.845	133	6	37.190	40.790	26.949	<b>39.878</b>	2:24.807	129
7	35.314	<b>38.461</b>	<b>25.722</b>	<b>37.982</b>	<b>2:17.479</b>	126	7	<b>35.144</b>	<b>39.534</b>	1:06.646		<b>2:21.324</b>	128
<b>14 Jacob HATCH (QLD) (7th)</b>							<b>21 Carter THOMPSON (NSW) (2nd)</b>						
1	44.612	41.221	26.572	40.173	2:32.578 P		1	49.814	41.556	27.652	40.183	2:39.205 P	
2	35.303	38.540	25.859	38.734	2:18.436	124	2	35.529	39.310	26.469	40.553	2:21.861	126
3	35.228	38.914	25.992	39.414	2:19.548	124	3	35.241	38.868	26.950	39.470	2:20.529	125
4	34.899	38.421	26.121	39.248	2:18.689	128	4	35.336	38.372	26.196	38.435	2:18.339	124
5	34.937	39.952	<b>25.822</b>	39.191	2:19.902	124	5	<b>34.252</b>	38.283	26.239	38.615	2:17.389	130
6	<b>34.303</b>	38.694	26.177	39.612	2:18.786	130	6	34.806	38.531	25.807	38.588	2:17.732	127
7	34.993	<b>38.165</b>	26.084	<b>38.292</b>	<b>2:17.534</b>	124	7	34.361	<b>37.997</b>	<b>25.726</b>	<b>38.254</b>	<b>2:16.338</b>	127
<b>15 Zak PETTENDY (NSW) (16th)</b>							<b>22 Lincoln KNIGHT (NSW) (23th)</b>						
1	44.665	41.895	26.820	40.992	2:34.372 P		1	47.207	44.814	29.005	43.100	2:44.126 P	
2	34.804	40.554	27.318	40.214	2:22.890	127	2	37.945	43.645	28.522	42.548	2:32.660	125
3	35.224	40.094	26.823	40.069	2:22.210	127	3	<b>37.204</b>	44.460	28.452	42.946	2:33.062	128
4	36.253	<b>39.459</b>	26.713	40.082	2:22.507	121	4	37.911	43.553	28.574	42.210	2:32.248	123
5	35.409	39.815	26.723	<b>39.228</b>	2:21.175	127	5	37.546	43.343	28.709	41.782	2:31.380	124
6	<b>34.464</b>	39.738	<b>26.437</b>	39.841	<b>2:20.480</b>	129	6	37.721	<b>43.135</b>	<b>27.547</b>	<b>41.650</b>	<b>2:30.053</b>	123
7	35.078	39.749	26.574	39.418	2:20.819	127	<b>24 Jamie PORT (VIC) (17th)</b>						
<b>17 Hunter DIPLOCK (NSW) (13th)</b>							1	45.372	41.331	27.173	40.290	2:34.166 P	
1	45.123	41.750	27.037	40.513	2:34.423 P		2	35.849	40.051	26.619	39.727	2:22.246	127
2	34.766	39.232	26.170	39.634	2:19.802	125	3	35.254	39.990	26.820	39.495	2:21.559	129
3	35.071	39.222	26.086	39.560	2:19.939	125	4	35.923	39.633	26.641	39.624	2:21.821	123
4	34.903	38.923	<b>26.068</b>	39.535	2:19.429	125	5	36.043	39.441	26.654	39.425	2:21.563	123
5	<b>34.656</b>	<b>38.891</b>	26.074	40.439	2:20.060	125	6	<b>34.879</b>	<b>39.394</b>	<b>26.534</b>	39.873	<b>2:20.680</b>	130
6	35.471	39.888	26.399	40.020	2:21.778	120	7	35.494	40.955	26.578	<b>38.811</b>	2:21.838	125
7	34.845	38.939	26.127	<b>38.968</b>	<b>2:18.879</b>	124	<b>26 Dominic FLETCHER (NSW) (19th)</b>						

*Scott Laing*  
Chief Time Keeper - Scott Laing

Clerk of Course - Simon Maas



Computime Race Timing Systems Pty Ltd © 1996  
Licensed to Computime Race Timing Systems  
[www.computime.com.au](http://www.computime.com.au)

COMPUTIME RACE TIMING SYSTEMS PTY LTD

## Official ASBK Test : Phillip Island : February 2 & 3

### bLU cRU OCEANIA JUNIOR CUP

#### Practice 8

Date: 03/02/19  
Event: P29  
Weather: Sunny - Temp: 23.8C  
Track: Dry - Temp: 52.0C

Started at: 14:55:49  
Laps: 15 Min  
Starters: 24  
Printed at: 15:20

#### SPLIT TIMES

Lap	Split 1	Split 2	Split 3	Split 4	Lap Time	Spd	Lap	Split 1	Split 2	Split 3	Split 4	Lap Time	Spd
1	45.326	42.195	27.864	41.995	2:37.380 P		3	35.267	39.220	26.588	39.311	2:20.386	127
2	36.570	41.091	27.584	41.351	2:26.596	124	4	36.211	<b>38.693</b>	<b>26.143</b>	<b>38.364</b>	<b>2:19.411</b>	123
3	<b>36.024</b>	<b>40.982</b>	28.064	41.039	2:26.109	124	5	<b>34.793</b>	39.107	26.594	39.084	2:19.578	128
4	36.173	41.145	27.463	41.232	<b>2:26.013</b>	122	6	35.546	38.921	26.788	39.412	2:20.667	124
5	36.158	41.119	27.863	41.384	2:26.524	122	7	35.801	39.956	26.155	38.863	2:20.775	127
6	38.366	41.404	<b>27.327</b>	<b>40.807</b>	2:27.904	118							
7	36.626	43.598	1:15.494		2:35.718	122							
							<b>36 Angus GRENFELL (VIC) (1st)</b>						
							1	42.342	38.630	26.154	38.599	2:25.725 P	
<b>27 Toby JAMES (VIC) (22th)</b>							2	<b>34.269</b>	<b>37.691</b>	26.054	38.284	<b>2:16.298</b>	130
1	51.229	44.335	30.835	43.945	2:50.344 P		3	34.291	38.019	25.842	38.503	2:16.655	131
2	36.952	42.532	28.620	42.278	2:30.382	126	4	34.785	37.940	25.717	38.395	2:16.837	124
3	37.363	42.720	<b>28.025</b>	41.488	2:29.596	121	5	34.619	37.906	<b>25.649</b>	38.376	2:16.550	125
4	<b>36.667</b>	<b>42.116</b>	28.113	41.603	<b>2:28.499</b>	122	6	34.949	37.975	25.667	<b>38.279</b>	2:16.870	127
5	37.981	42.656	29.389	<b>41.438</b>	2:31.464	121							
							<b>37 Patrick BOGNAR (VIC) (21th)</b>						
<b>28 Cormac BUCHANAN (NZ) (4th)</b>							1	50.557	45.357	30.113	44.203	2:50.230 P	
1	47.650	40.395	26.456	39.269	2:33.770 P		2	37.801	43.465	28.484	41.928	2:31.678	121
2	34.913	39.123	26.172	39.454	2:19.662	125	3	37.570	42.577	27.823	41.467	2:29.437	123
3	35.312	40.149	26.079	38.776	2:20.316	124	4	<b>36.836</b>	42.247	<b>27.716</b>	41.688	<b>2:28.487</b>	121
4	35.117	38.446	25.836	38.575	2:17.974	123	5	37.738	43.378	28.451	<b>41.305</b>	2:30.872	122
5	34.836	38.093	26.075	38.312	2:17.316	125	6	37.492	<b>42.129</b>	27.842	41.387	2:28.850	119
6	34.760	37.988	<b>25.802</b>	39.175	2:17.725	125							
7	<b>34.240</b>	<b>37.576</b>	26.584	<b>38.275</b>	<b>2:16.675</b>	126	<b>39 Glenn NELSON (QLD) (8th)</b>						
							1	42.304	40.682	26.931	38.886	2:28.803 P	
<b>31 Max GIBBONS (QLD) (5th)</b>							2	35.804	38.699	26.367	39.071	2:19.941	123
1	43.191	39.799	26.303	39.324	2:28.617 P		3	35.140	38.565	26.150	38.942	2:18.797	124
2	35.443	39.153	26.428	39.001	2:20.025	122	4	35.139	38.699	26.684	38.807	2:19.329	123
3	35.445	38.808	<b>25.637</b>	38.720	2:18.610	123	5	35.325	39.147	<b>25.670</b>	39.019	2:19.161	123
4	35.567	38.678	26.693	38.493	2:19.431	122	6	<b>35.136</b>	38.666	26.304	39.456	2:19.562	125
5	35.128	<b>38.658</b>	26.624	38.612	2:19.022	124	7	35.635	<b>38.396</b>	25.899	<b>37.655</b>	<b>2:17.585</b>	124
6	35.460	38.702	26.277	39.509	2:19.948	122							
7	<b>34.532</b>	38.736	25.942	<b>38.149</b>	<b>2:17.359</b>	126	<b>42 Cros FRANCIS (NSW) (9th)</b>						
							1	43.692	40.488	26.739	39.236	2:30.155 P	
<b>32 Jai RUSSO (NSW) (14th)</b>							2	35.318	39.304	26.043	39.062	2:19.727	125
1	48.372	41.517	27.998	40.294	2:38.181 P		3	35.530	38.308	26.428	38.615	2:18.881	122
2	35.206	39.122	26.819	40.261	2:21.408	128	4	35.314	38.605	26.633	38.750	2:19.302	122



*Scott Laing*  
Chief Time Keeper - Scott Laing

Clerk of Course - Simon Maas

Computime Race Timing Systems Pty Ltd © 1996  
Licensed to Computime Race Timing Systems

[www.computime.com.au](http://www.computime.com.au)

COMPUTIME RACE TIMING SYSTEMS PTY LTD





ASBK.COM.AU f t i y

# Official ASBK Test : Phillip Island : February 2 & 3

## bLU cRU OCEANIA JUNIOR CUP

### Practice 8

Date: 03/02/19  
Event: P29  
Weather: Sunny - Temp: 23.8C  
Track: Dry - Temp: 52.0C


Started at: 14:55:49  
Laps: 15 Min  
Starters: 24  
Printed at: 15:20

### SPLIT TIMES

Lap	Split 1	Split 2	Split 3	Split 4	Lap Time	Spd	Lap	Split 1	Split 2	Split 3	Split 4	Lap Time	Spd	
5	35.032	38.905	26.271	38.908	2:19.116	125	3	37.105	41.806	27.168	<b>41.082</b>	2:27.161	122	
6	35.171	39.081	<b>25.958</b>	39.447	2:19.657	124	4	36.746	41.529	<b>27.159</b>	41.191	<b>2:26.625</b>	126	
7	<b>34.854</b>	<b>38.234</b>	26.162	<b>38.441</b>	<b>2:17.691</b>	122	5	36.895	41.567	27.594	41.832	2:27.888	122	
							6	37.274	41.922	27.804	42.101	2:29.101	122	
<b>44 Pyper KENT (WA) (24th)</b>														
1	50.174	48.825	33.058	45.968	2:58.025 P									
2	44.468	47.271	32.946	46.203	2:50.888	104	1	45.361	41.458	27.652	41.502	2:35.973 P		
3	44.209	47.718	33.052	46.069	2:51.048	105	2	35.895	39.086	27.424	39.711	2:22.116	124	
4	42.208	46.689	31.673	<b>44.374</b>	2:44.944	117	3	<b>34.300</b>	49.871	26.505	39.107	2:29.783	128	
5	41.197	46.274	<b>30.399</b>	44.743	2:42.613	118	4	35.184	39.400	25.963	40.171	2:20.718	124	
6	<b>40.776</b>	<b>45.828</b>	1:14.380		<b>2:40.984</b>	118	5	35.217	<b>38.788</b>	<b>25.856</b>	38.906	<b>2:18.767</b>	125	
							6	36.751	39.744	26.090	<b>38.750</b>	2:21.335	129	
							7	34.721	38.939	26.194	41.407	2:21.261	127	
<b>46 Marianos NIKOLIS (NSW) (3rd)</b>														
1	46.268	41.471	26.874	40.456	2:35.069 P									
2	35.968	39.585	26.443	39.443	2:21.439	124								
3	37.385	39.121	26.187	39.850	2:22.543	122								
4	35.911	38.281	25.772	38.386	2:18.350	123								
5	<b>34.490</b>	38.286	25.797	38.605	2:17.178	133								
6	35.250	38.656	25.875	38.018	2:17.799	125								
7	34.954	<b>38.052</b>	<b>25.517</b>	<b>37.910</b>	<b>2:16.433</b>	125								
<b>53 Alex KENWORTHY-JONES (NSW) (15th)</b>														
1	49.485	44.262	28.949	41.903	2:44.599 P									
2	36.916	40.839	27.997	40.602	2:26.354	122								
3	35.734	40.031	26.490	40.644	2:22.899	125								
4	36.470	39.919	26.694	40.059	2:23.142	126								
5	35.918	39.498	26.421	40.186	2:22.023	123								
6	36.726	39.988	<b>26.193</b>	<b>39.162</b>	2:22.069	131								
7	<b>35.334</b>	<b>39.392</b>	1:05.615		<b>2:20.341</b>	126								
<b>55 Varis FLEMING (VIC) (20th)</b>														
1	48.064	42.078	27.331	42.705	2:40.178 P									
2	<b>36.262</b>	<b>41.419</b>	27.598	41.609	2:26.888	126								
<b>58 Lucas QUINN (QLD) (12th)</b>														
							1	45.361	41.458	27.652	41.502	2:35.973 P		
							2	35.895	39.086	27.424	39.711	2:22.116	124	
							3	<b>34.300</b>	49.871	26.505	39.107	2:29.783	128	
							4	35.184	39.400	25.963	40.171	2:20.718	124	
							5	35.217	<b>38.788</b>	<b>25.856</b>	38.906	<b>2:18.767</b>	125	
							6	36.751	39.744	26.090	<b>38.750</b>	2:21.335	129	
							7	34.721	38.939	26.194	41.407	2:21.261	127	
<b>59 Tom DRANE (NSW) (10th)</b>														
							1	45.974	41.847	27.728	40.676	2:36.225 P		
							2	36.102	39.566	26.528	<b>38.888</b>	2:21.084	124	
							3	<b>34.883</b>	39.730	26.047	39.129	2:19.789	129	
							4	35.026	39.543	<b>25.952</b>	39.094	2:19.615	126	
							5	35.367	39.214	26.031	40.804	2:21.416	124	
							6	47.102	41.268	26.633	39.238	2:34.241	112	
							7	35.411	<b>38.766</b>	1:03.958		<b>2:18.135</b>	126	
<b>69 Archie McDONALD (NSW) (11th)</b>														
							1	47.205	42.677	27.751	40.649	2:38.282 P		
							2	35.926	39.837	26.463	39.307	2:21.533	125	
							3	<b>34.517</b>	39.121	26.187	39.101	2:18.926	131	
							4	35.123	39.049	25.960	39.172	2:19.304	125	
							5	34.979	<b>38.654</b>	<b>25.889</b>	<b>39.017</b>	<b>2:18.539</b>	124	
							6	35.136	38.961	26.951	39.912	2:20.960	123	
							7	35.066	39.965	26.474	39.603	2:21.108	124	

*Scott Laing*  
Chief Time Keeper - Scott Laing

Clerk of Course - Simon Maas



Computime Race Timing Systems Pty Ltd © 1996  
Licensed to Computime Race Timing Systems  
[www.computime.com.au](http://www.computime.com.au)

COMPUTIME RACE TIMING SYSTEMS PTY LTD



ASBK.COM.AU f t i y

# Official ASBK Test : Phillip Island : February 2 & 3

## bLU cRU OCEANIA JUNIOR CUP

### Practice 8

Date: 03/02/19  
Event: P29  
Weather: Sunny - Temp: 23.8C  
Track: Dry - Temp: 52.0C


Started at: 14:55:49  
Laps: 15 Min  
Starters: 24  
Printed at: 15:21

### FASTEST LAPS SEQUENCE

Race Time	No	Name	Machine	Fastest Lap	On Lap
2:35.369	39	Glenn NELSON (QLD)	Yamaha YZF-R15	2:28.803	1
2:35.421	31	Max GIBBONS (QLD)	Yamaha YZF-R15	2:28.617	1
3:00.964	36	Angus GRENFELL (VIC)	Yamaha YZF-R15	2:25.725	1
4:55.230	42	Cros FRANCIS (NSW)	Yamaha YZF-R15	2:19.727	2
4:55.316	14	Jacob HATCH (QLD)	Yamaha YZF-R15	2:18.436	2
5:17.262	36	Angus GRENFELL (VIC)	Yamaha YZF-R15	2:16.298	2


*Scott Laing*  
Chief Time Keeper - Scott Laing

.....  
Clerk of Course - Simon Maas



Computime Race Timing Systems Pty Ltd © 1996  
Licensed to Computime Race Timing Systems  
[www.computime.com.au](http://www.computime.com.au)

COMPUTIME RACE TIMING SYSTEMS PTY LTD





ASBK.COM.AU f t i y

# Official ASBK Test : Phillip Island : February 2 & 3

## bLU cRU OCEANIA JUNIOR CUP

### Practice 8

Date: 03/02/19  
Event: P29  
Weather: Sunny - Temp: 23.8C  
Track: Dry - Temp: 52.0C

Started at: 14:55:49  
Laps: 15 Min  
Starters: 24  
Printed at: 15:21

### BEST PARTIAL TIMES

Pos	Split 1		Split 2		Split 3		Split 4		LAP		Ideal	Fastest
	Name	Time	Name	Time	Name	Time	Name	Time	Name			
1	C. BUCHANA	34.240	C. BUCHANA	37.576	M. NIKOLIS	25.517	G. NELSON	37.655	A. GRENFELL	2:15.888	2:16.298	
2	C. THOMPSON	34.252	A. GRENFELL	37.691	M. GIBBONS	25.637	M. NIKOLIS	37.910	C. BUCHANA	2:15.893	2:16.675	
3	A. GRENFELL	34.269	C. THOMPSON	37.997	A. GRENFELL	25.649	R. OUGHTRE	37.982	M. NIKOLIS	2:15.969	2:16.433	
4	L. QUINN	34.300	M. NIKOLIS	38.052	G. NELSON	25.670	M. GIBBONS	38.149	C. THOMPSON	2:16.229	2:16.338	
5	J. HATCH	34.303	J. HATCH	38.165	R. OUGHTRE	25.722	C. THOMPSON	38.254	R. OUGHTRE	2:16.492	2:17.479	
6	R. OUGHTRE	34.327	C. FRANCIS	38.234	C. THOMPSON	25.726	C. BUCHANA	38.275	J. HATCH	2:16.582	2:17.534	
7	Z. PETTENDY	34.464	G. NELSON	38.396	C. BUCHANA	25.802	A. GRENFELL	38.279	G. NELSON	2:16.857	2:17.585	
8	M. NIKOLIS	34.490	R. OUGHTRE	38.461	J. HATCH	25.822	J. HATCH	38.292	M. GIBBONS	2:16.976	2:17.359	
9	A. McDONALD	34.517	A. McDONALD	38.654	L. QUINN	25.856	J. RUSSO	38.364	C. FRANCIS	2:17.487	2:17.691	
10	M. GIBBONS	34.532	M. GIBBONS	38.658	A. McDONALD	25.889	C. FRANCIS	38.441	L. QUINN	2:17.694	2:18.767	
11	H. DIPLOCK	34.656	J. RUSSO	38.693	T. DRANE	25.952	L. QUINN	38.750	J. RUSSO	2:17.993	2:19.411	
12	J. RUSSO	34.793	T. DRANE	38.766	C. FRANCIS	25.958	J. PORT	38.811	A. McDONALD	2:18.077	2:18.539	
13	C. FRANCIS	34.854	L. QUINN	38.788	H. DIPLOCK	26.068	T. DRANE	38.888	T. DRANE	2:18.135	2:18.135	
14	J. PORT	34.879	H. DIPLOCK	38.891	J. RUSSO	26.143	H. DIPLOCK	38.968	H. DIPLOCK	2:18.583	2:18.879	
15	T. DRANE	34.883	A. KENWORTH	39.392	A. KENWORTH	26.193	A. McDONALD	39.017	Z. PETTENDY	2:19.588	2:20.480	
16	G. NELSON	35.136	J. PORT	39.394	Z. PETTENDY	26.437	A. KENWORTH	39.162	J. PORT	2:19.618	2:20.680	
17	T. CONNORS	35.144	Z. PETTENDY	39.459	J. PORT	26.534	Z. PETTENDY	39.228	A. KENWORTH	2:20.081	2:20.341	
18	A. KENWORTH	35.334	T. CONNORS	39.534	T. CONNORS	26.877	T. CONNORS	39.878	T. CONNORS	2:21.324	2:21.324	
19	D. FLETCHER	36.024	D. FLETCHER	40.982	V. FLEMING	27.159	D. FLETCHER	40.807	D. FLETCHER	2:25.140	2:26.013	
20	V. FLEMING	36.262	V. FLEMING	41.419	D. FLETCHER	27.327	V. FLEMING	41.082	V. FLEMING	2:25.922	2:26.625	
21	T. JAMES	36.475	T. JAMES	42.116	L. KNIGHT	27.547	P. BOGNAR	41.305	P. BOGNAR	2:27.986	2:28.487	
22	P. BOGNAR	36.836	P. BOGNAR	42.129	P. BOGNAR	27.716	T. JAMES	41.438	T. JAMES	2:28.054	2:28.499	
23	L. KNIGHT	37.204	L. KNIGHT	43.135	T. JAMES	28.025	L. KNIGHT	41.650	L. KNIGHT	2:29.536	2:30.053	
24	P. KENT	40.776	P. KENT	45.828	P. KENT	30.399	P. KENT	44.374	P. KENT	2:40.984	2:40.984	



*Scott Laing*  
Chief Time Keeper - Scott Laing

Clerk of Course - Simon Maas

Computime Race Timing Systems Pty Ltd © 1996  
Licensed to Computime Race Timing Systems

[www.computime.com.au](http://www.computime.com.au)

COMPUTIME RACE TIMING SYSTEMS PTY LTD







ASBK.COM.AU f t i y

## Official ASBK Test : Phillip Island : February 2 & 3

### bLU cRU OCEANIA JUNIOR CUP Combined Practices

#### MERGED CLASSIFICATION

Date: 03/02/19

Printed at: 15:24

Pos	No	Name	Machine	Event P01	Event P05	Event P09	Event P13	Event P17	Event P21	Event P25	Event P29	Fastest Lap	Fastest Speed
1	31	Max GIBBONS (QLD) / bLU cRU Yamaha / FIM Oceania / Motorcycling Aust.	Yamaha YZF-R15	2:41.031	2:21.030	2:17.720	2:18.945	2:19.281	2:14.735	2:15.386	2:17.359	2:14.735	139
2	21	Carter THOMPSON (NSW) / bLU cRU Yamaha / FIM Oceania / Motorcycling Aust.	Yamaha YZF-R15	2:37.370	2:20.595	2:16.303	2:17.556	2:15.631	2:16.428	2:14.835	2:16.338	2:14.835	139
3	69	Archie McDONALD (NSW) / bLU cRU Yamaha / FIM Oceania / Motorcycling Aust.	Yamaha YZF-R15	2:43.267	2:19.001	2:18.628	2:18.757	2:17.026	2:14.897	2:16.854	2:18.539	2:14.897	139
4	28	Cormac BUCHANAN (NZ) / bLU cRU Yamaha / FIM Oceania / Motorcycling Aust.	Yamaha YZF-R15	2:35.899	2:20.814	2:18.864	2:16.493	2:17.398	2:14.957	2:15.334	2:16.675	2:14.957	139
5	36	Angus GRENFELL (VIC) / bLU cRU Yamaha / FIM Oceania / Motorcycling Aust.	Yamaha YZF-R15	2:23.598	2:18.356	2:16.253	2:16.866	2:15.514	2:15.082	2:16.676	2:16.298	2:15.082	139
6	42	Cros FRANCIS (NSW) / bLU cRU Yamaha / FIM Oceania / Motorcycling Aust.	Yamaha YZF-R15	2:35.077	2:17.726	2:18.080	2:18.019	2:17.424	2:15.202	2:16.604	2:17.691	2:15.202	139
7	39	Glenn NELSON (QLD) / bLU cRU Yamaha / FIM Oceania / Motorcycling Aust.	Yamaha YZF-R15	2:33.322	2:18.753	2:18.001	2:17.382	2:16.996	2:16.321	2:15.486	2:17.585	2:15.486	139
8	58	Lucas QUINN (QLD) / bLU cRU Yamaha / FIM Oceania / Motorcycling Aust.	Yamaha YZF-R15	2:31.447	2:20.685	2:15.668	2:17.754	2:17.661	2:16.124	2:16.708	2:18.767	2:15.668	139
9	24	Jamie PORT (VIC) / bLU cRU Yamaha / FIM Oceania / Motorcycling Aust.	Yamaha YZF-R15	2:27.859	2:17.397	2:16.802	2:18.649	2:17.113	2:18.842	2:15.681	2:20.680	2:15.681	139
10	53	Alex KENWORTHY-JONES (NSW) / bLU cRU Yamaha / FIM Oceania / Motorcycling Aust.	Yamaha YZF-R15	2:41.969	2:23.445	2:20.401	2:20.146	2:19.481	2:15.890	2:16.068	2:20.341	2:15.890	139

Chief Time Keeper - Scott Laing

Clerk of Course - Simon Maas



ASBK.COM.AU f t i y

## Official ASBK Test : Phillip Island : February 2 & 3

### bLU cRU OCEANIA JUNIOR CUP Combined Practices

#### MERGED CLASSIFICATION

Date: 03/02/19

Printed at: 15:24

Pos	No	Name	Machine	Event P01	Event P05	Event P09	Event P13	Event P17	Event P21	Event P25	Event P29	Fastest Lap	Fastest Speed
11	46	Marianos NIKOLIS (NSW) / bLU cRU Yamaha / FIM Oceania / Motorcycling Aust.	Yamaha YZF-R15	2:40.826	2:17.991	2:17.751	2:18.500	2:16.966	2:16.201	2:16.287	2:16.433	2:16.201	139
12	32	Jai RUSSO (NSW) / bLU cRU Yamaha / FIM Oceania / Motorcycling Aust.	Yamaha YZF-R15	2:38.567	2:21.225	2:22.474	2:18.414	2:16.514	2:16.352	2:17.190	2:19.411	2:16.352	139
13	12	Reece OUGHTRED (VIC) / bLU cRU Yamaha / FIM Oceania / Motorcycling Aust.	Yamaha YZF-R15	2:27.138	2:18.505	2:16.560	2:18.396	2:18.897	2:16.379	2:16.506	2:17.479	2:16.379	140
14	59	Tom DRANE (NSW) / bLU cRU Yamaha / FIM Oceania / Motorcycling Aust.	Yamaha YZF-R15	3:15.764	2:21.242	2:16.654	2:18.481	2:18.735	2:16.389	2:17.339	2:18.135	2:16.389	139
15	17	Hunter DIPLOCK (NSW) / bLU cRU Yamaha / FIM Oceania / Motorcycling Aust.	Yamaha YZF-R15	2:36.005	2:20.139	2:17.734	2:17.680	2:16.410	2:17.130	2:16.891	2:18.879	2:16.410	139
16	14	Jacob HATCH (QLD) / bLU cRU Yamaha / FIM Oceania / Motorcycling Aust.	Yamaha YZF-R15	2:37.291	2:21.096	2:17.116	2:18.362	2:18.034	2:16.816	2:16.515	2:17.534	2:16.515	139
17	15	Zak PETTENDY (NSW) / bLU cRU Yamaha / FIM Oceania / Motorcycling Aust.	Yamaha YZF-R15	2:33.062	2:20.589	2:18.255	2:18.322	2:20.536	2:20.170	2:18.486	2:20.480	2:18.255	139
18	18	Tom CONNORS (NSW) / bLU cRU Yamaha / FIM Oceania / Motorcycling Aust.	Yamaha YZF-R15	2:51.909	2:32.084	2:25.784	2:25.571	2:23.756	2:21.738	2:21.808	2:21.324	2:21.324	136
19	55	Varis FLEMING (VIC) / bLU cRU Yamaha / FIM Oceania / Motorcycling Aust.	Yamaha YZF-R15	2:44.169	2:27.028	2:24.327	2:23.670	2:22.817	2:21.506	2:22.611	2:26.625	2:21.506	139
20	26	Dominic FLETCHER (NSW) / bLU cRU Yamaha / FIM Oceania / Motorcycling Aust.	Yamaha YZF-R15	2:40.226	2:28.768	2:28.340	2:24.868	2:26.339	2:24.890	2:26.056	2:26.013	2:24.868	133

Chief Time Keeper - Scott Laing

Clerk of Course - Simon Maas



ASBK.COM.AU f t i y

## Official ASBK Test : Phillip Island : February 2 & 3

bLU cRU OCEANIA JUNIOR CUP

Combined Practices

### MERGED CLASSIFICATION

Date: 03/02/19

Printed at: 15:24

Pos	No	Name	Machine	Event P01	Event P05	Event P09	Event P13	Event P17	Event P21	Event P25	Event P29	Fastest Lap	Fastest Speed
21	37	Patrick BOGNAR (VIC) / bLU cRU Yamaha / FIM Oceania / Motorcycling Aust.	Yamaha YZF-R15	2:47.265	2:29.329	2:26.989	2:27.193	2:26.521	2:26.605	2:25.186	2:28.487	2:25.186	138
22	27	Toby JAMES (VIC) / bLU cRU Yamaha / FIM Oceania / Motorcycling Aust.	Yamaha YZF-R15	2:45.465	2:37.461	2:34.955	2:31.007	2:25.215	2:26.507	2:25.504	2:28.499	2:25.215	138
23	22	Lincoln KNIGHT (NSW) / bLU cRU Yamaha / FIM Oceania / Motorcycling Aust.	Yamaha YZF-R15	2:53.834	2:32.640	2:30.449	2:30.280	2:29.686	2:29.342	2:31.066	2:30.053	2:29.342	139
24	44	Pyper KENT (WA) / bLU cRU Yamaha / FIM Oceania / Motorcycling Aust.	Yamaha YZF-R15	3:15.771	3:07.178	3:09.012	3:01.750	2:54.181	2:50.949	2:49.892	2:40.984	2:40.984	121
25	11	Natalie BARBATI (VIC) / bLU cRU Yamaha / FIM Oceania / Motorcycling Aust.	Yamaha YZF-R15	3:22.274								3:22.274	102

Chief Time Keeper - Scott Laing

Clerk of Course - Simon Maas